

WEEK 1: SAUGHALL MASSIE ROAD, SAUGHALL MASSIE  
SPEED SUMMARY DATA

**12/09/16 – 18/09/16**

Direction: Eastbound

WEEK 1

SPEED SUMMARY							
SPEED (MPH)	Monday 12/09/16	Tuesday 13/09/16	Wednesday 14/09/16	Thursday 15/09/16	Friday 16/09/16	Saturday 17/09/16	Sunday 18/09/16
0-30	3845	4043	3722	3660	3415	2921	2504
31-35	2511	2637	2963	2997	3187	2396	1891
Above 35	1799	1711	1990	2061	2156	1909	1649
<b>TOTAL</b>	<b>8155</b>	<b>8121</b>	<b>8675</b>	<b>8718</b>	<b>8758</b>	<b>7226</b>	<b>6044</b>

<b>7 DAY AVERAGE SPEED</b>	<b>30.5</b>
<b>7 DAY AVERAGE 85th PERCENTILE</b>	<b>39.7</b>

Direction: Westbound

SPEED SUMMARY							
SPEED (MPH)	Monday 12/09/16	Tuesday 13/09/16	Wednesday 14/09/16	Thursday 15/09/16	Friday 16/09/16	Saturday 17/09/16	Sunday 18/09/16
0-30	557	666	645	678	629	548	412
31-35	4186	4603	4304	4616	4672	3631	3025
Above 35	3255	3113	3549	3342	3420	3138	2815
<b>TOTAL</b>	<b>7998</b>	<b>8382</b>	<b>8498</b>	<b>8636</b>	<b>8721</b>	<b>7317</b>	<b>6252</b>

<b>7 DAY AVERAGE SPEED</b>	<b>35.7</b>
<b>7 DAY AVERAGE 85th PERCENTILE</b>	<b>40.5</b>

WEEK 1: SAUGHALL MASSIE ROAD, SAUGHALL MASSIE  
VEHICLE FLOW SUMMARY DATA

**12/09/16 – 18/09/16**

Direction: Eastbound

VEHICLE FLOWS									
Hr Ending	Monday 12-Sep-16	Tuesday 13-Sep-16	Wednesday 14-Sep-16	Thursday 15-Sep-16	Friday 16-Sep-16	Saturday 17-Sep-16	Sunday 18-Sep-16	WEEKDAY AVERAGE	WEEK AVERAGE
1	17	24	24	22	25	67	67	22	35
2	5	7	10	11	11	41	43	9	18
3	4	5	6	8	11	22	25	7	12
4	15	10	7	25	12	20	27	14	17
5	32	18	21	22	21	27	21	23	23
6	76	89	79	72	77	48	42	79	69
7	295	300	270	276	243	85	63	277	219
8	803	837	721	781	733	173	109	775	594
9	799	848	856	893	845	305	162	848	673
10	628	644	728	622	648	473	345	654	584
11	480	531	465	482	525	617	480	497	511
12	443	458	449	483	524	649	484	471	499
13	520	478	432	453	536	633	520	484	510
14	466	505	493	514	499	616	549	495	520
15	440	488	500	463	530	569	569	484	508
16	636	585	642	638	691	531	543	638	609
17	663	583	704	669	637	507	503	651	609
18	578	583	661	639	656	489	452	623	580
19	448	462	523	515	517	442	362	493	467
20	341	356	454	424	383	319	280	392	365
21	197	252	261	299	245	229	207	251	241
22	127	164	176	221	147	140	104	167	154
23	96	109	127	108	145	112	55	117	107
24	46	55	66	78	97	112	32	68	69
7-19	6904	7002	7174	7152	7341	6004	5078	7115	6665
6-22	7864	8074	8335	8372	8359	6777	5732	8201	7645
6-24	8006	8238	8528	8558	8601	7001	5819	8386	7822
0-24	8155	8391	8675	8718	8758	7226	6044	8539	7995

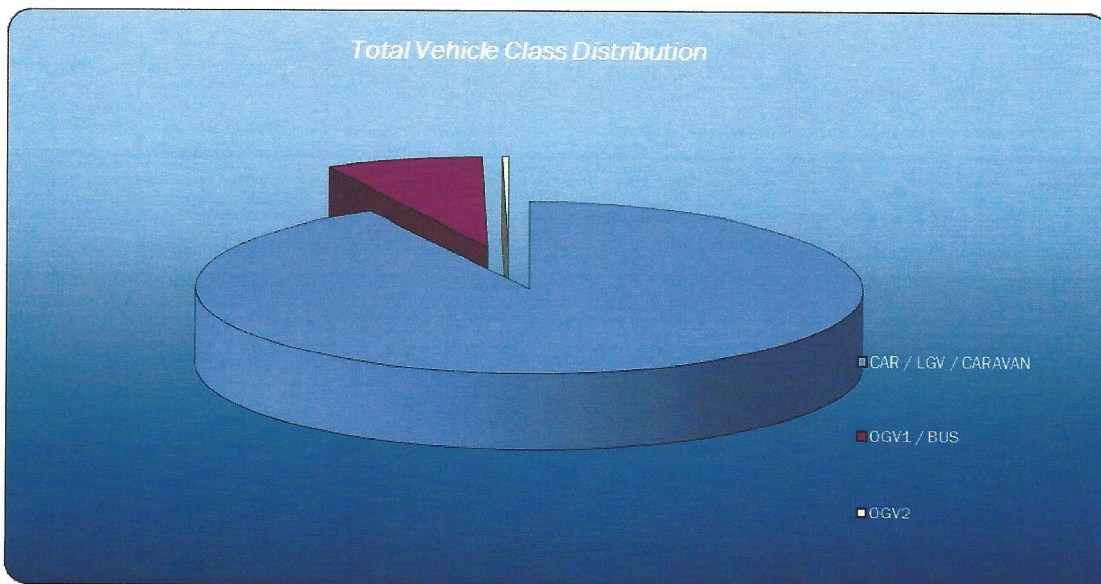
Direction: Westbound

WESTBOUND										
Hr Ending	Monday 12-Sep-16	Tuesday 13-Sep-16	Wednesday 14-Sep-16	Thursday 15-Sep-16	Friday 16-Sep-16	Saturday 17-Sep-16	Sunday 18-Sep-16	WEEKDAY AVERAGE	WEEK AVERAGE	
1	29	40	53	29	53	96	98	41	57	
2	12	11	16	13	22	62	53	15	27	
3	10	4	11	15	16	34	31	11	17	
4	13	9	17	11	9	16	22	12	14	
5	11	10	11	6	10	24	17	10	13	
6	29	25	26	29	31	29	26	28	28	
7	69	67	63	69	76	52	40	69	62	
8	289	292	290	349	315	127	108	307	253	
9	533	498	593	597	655	331	153	575	480	
10	414	446	375	409	474	385	278	424	397	
11	387	425	417	417	413	468	322	412	407	
12	447	477	432	434	502	503	429	458	461	
13	433	482	517	495	502	568	620	486	517	
14	495	445	454	510	522	572	622	485	517	
15	489	503	555	585	576	597	597	542	557	
16	661	676	733	661	805	563	552	707	664	
17	782	822	849	842	808	520	557	821	740	
18	947	980	959	933	881	588	462	940	821	
19	790	848	788	817	717	479	424	792	695	
20	453	523	509	508	480	424	303	495	457	
21	280	310	336	338	281	364	247	309	308	
22	209	238	242	269	192	204	124	230	211	
23	142	168	165	194	198	175	107	173	164	
24	74	83	87	106	183	136	60	107	104	
7-19	6667	6894	6962	7049	7170	5701	5124	6948	6510	
6-22	7678	8032	8112	8233	8199	6745	5838	8051	7548	
6-24	7894	8283	8364	8533	8580	7056	6005	8331	7816	
0-24	7998	8382	8498	8636	8721	7317	6252	8447	7972	

WEEK 1: SAUGHALL MASSIE ROAD, SAUGHALL MASSIE  
VEHICLE CLASSIFICATION

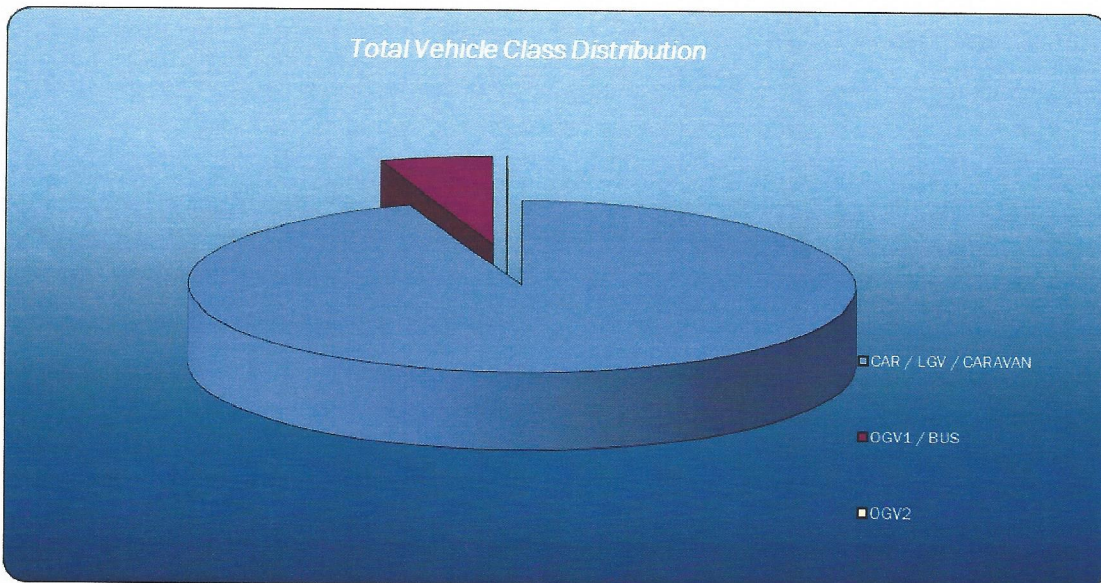
Direction: Eastbound

VEHICLE CLASSIFICATION				
	CAR / LGV / CARAVAN	OGV1 / BUS	OGV2	TOTAL
<b>12-Sep-16</b>				
7-19	6315	564	25	6904
6-22	7228	611	25	7864
6-24	7366	615	25	8006
0-24	7501	629	25	8155
<b>13-Sep-16</b>				
7-19	6423	560	19	7002
6-22	7441	613	20	8074
6-24	7601	617	20	8238
0-24	7748	623	20	8391
<b>14-Sep-16</b>				
7-19	6507	646	21	7174
6-22	7618	694	23	8335
6-24	7807	698	23	8528
0-24	7943	709	23	8675
<b>15-Sep-16</b>				
7-19	6557	581	14	7152
6-22	7722	634	16	8372
6-24	7902	640	16	8558
0-24	8043	659	16	8718
<b>16-Sep-16</b>				
7-19	6694	625	22	7341
6-22	7660	674	25	8359
6-24	7888	688	25	8601
0-24	8031	702	25	8758
<b>17-Sep-16</b>				
7-19	5631	345	28	6004
6-22	6367	380	30	6777
6-24	6581	390	30	7001
0-24	6792	404	30	7226
<b>18-Sep-16</b>				
7-19	4837	228	13	5078
6-22	5461	257	14	5732
6-24	5548	257	14	5819
0-24	5761	269	14	6044
<b>AVERAGE</b>				
7-19	6138	507	20	6665
6-22	7071	552	22	7645
6-24	7242	558	22	7822
0-24	7403	571	22	7995



Direction: Westbound

VEHICLE CLASSIFICATION				
	CAR / LGV / CARAVAN	OGV1 / BUS	OGV2	TOTAL
<b>12-Sep-16</b>				
7-19	6323	339	5	6667
6-22	7306	366	6	7678
6-24	7517	371	6	7894
0-24	7612	380	6	7998
<b>13-Sep-16</b>				
7-19	6497	392	5	6894
6-22	7610	417	5	8032
6-24	7850	428	5	8283
0-24	7947	430	5	8382
<b>14-Sep-16</b>				
7-19	6462	493	7	6962
6-22	7575	529	8	8112
6-24	7824	532	8	8364
0-24	7953	536	9	8498
<b>15-Sep-16</b>				
7-19	6608	433	8	7049
6-22	7767	457	9	8233
6-24	8058	466	9	8533
0-24	8158	469	9	8636
<b>16-Sep-16</b>				
7-19	6738	429	3	7170
6-22	7739	456	4	8199
6-24	8111	465	4	8580
0-24	8242	475	4	8721
<b>17-Sep-16</b>				
7-19	5474	224	3	5701
6-22	6494	246	5	6745
6-24	6792	259	5	7056
0-24	7040	272	5	7317
<b>18-Sep-16</b>				
7-19	4962	162	0	5124
6-22	5664	174	0	5838
6-24	5828	177	0	6005
0-24	6056	196	0	6252
<b>AVERAGE</b>				
7-19	6152	353	4	6510
6-22	7165	378	5	7548
6-24	7426	385	5	7816
0-24	7573	394	5	7972



WEEK 2: SAUGHALL MASSIE ROAD, SAUGHALL MASSIE  
SPEED SUMMARY DATA

19/09/16 – 25/09/16

Direction: Eastbound

Week 2

SPEED SUMMARY							
SPEED (MPH)	Monday 19/09/16	Tuesday 20/09/16	Wednesday 21/09/16	Thursday 22/09/16	Friday 23/09/16	Saturday 24/09/16	Sunday 25/09/16
0-30	3545	3713	3812	3531	3294	3031	2442
31-35	2851	2924	2924	2975	2985	2354	1871
Above 35	1760	1922	1846	2240	2359	1688	1698
TOTAL	8156	8559	8582	8746	8638	7073	6011

7 DAY AVERAGE SPEED	30.5
7 DAY AVERAGE 85th PERCENTILE	39.6

Direction: Westbound

SPEED SUMMARY							
SPEED (MPH)	Monday 19/09/16	Tuesday 20/09/16	Wednesday 21/09/16	Thursday 22/09/16	Friday 23/09/16	Saturday 24/09/16	Sunday 25/09/16
0-30	718	610	689	597	557	550	451
31-35	4349	4487	4494	4748	4204	3602	3087
Above 35	3194	3310	3291	3317	3797	2924	2613
TOTAL	8261	8407	8474	8662	8558	7076	6151

7 DAY AVERAGE SPEED	35.6
7 DAY AVERAGE 85th PERCENTILE	40.5

WEEK 2: SAUGHALL MASSIE ROAD, SAUGHALL MASSIE  
VEHICLE FLOW SUMMARY DATA

**19/09/16 – 25/09/16**

Direction: Eastbound

VEHICLE FLOWS									
Hr Ending	Monday 19-Sep-16	Tuesday 20-Sep-16	Wednesday 21-Sep-16	Thursday 22-Sep-16	Friday 23-Sep-16	Saturday 24-Sep-16	Sunday 25-Sep-16	WEEKDAY AVERAGE	WEEK AVERAGE
1	19	14	28	24	39	55	91	25	39
2	7	5	4	10	6	34	29	6	14
3	9	6	5	6	9	20	29	7	12
4	9	17	10	15	8	17	21	12	14
5	33	24	23	24	25	18	24	26	24
6	83	75	78	65	59	49	26	72	62
7	294	280	295	262	265	87	57	279	220
8	816	812	773	798	715	167	105	783	598
9	873	842	896	910	865	326	162	877	696
10	643	675	641	660	647	507	335	653	587
11	450	500	491	489	509	599	439	488	497
12	442	465	477	491	515	672	552	478	516
13	486	519	494	477	533	634	577	502	531
14	443	497	497	485	552	718	572	495	538
15	520	486	487	531	596	549	572	524	534
16	578	594	577	617	635	525	461	600	570
17	546	670	661	645	660	470	486	636	591
18	571	646	627	648	563	475	409	611	563
19	418	487	497	487	504	357	365	479	445
20	385	407	389	401	351	286	290	387	358
21	242	219	300	333	247	185	183	268	244
22	137	146	170	178	128	112	111	152	140
23	110	102	98	113	105	128	76	106	105
24	42	71	64	77	102	83	39	71	68
7-19	6786	7193	7118	7238	7294	5999	5035	7126	6666
6-22	7844	8245	8272	8412	8285	6669	5676	8212	7629
6-24	7996	8418	8434	8602	8492	6880	5791	8388	7802
0-24	8156	8559	8582	8746	8638	7073	6011	8536	7966

Direction: Westbound

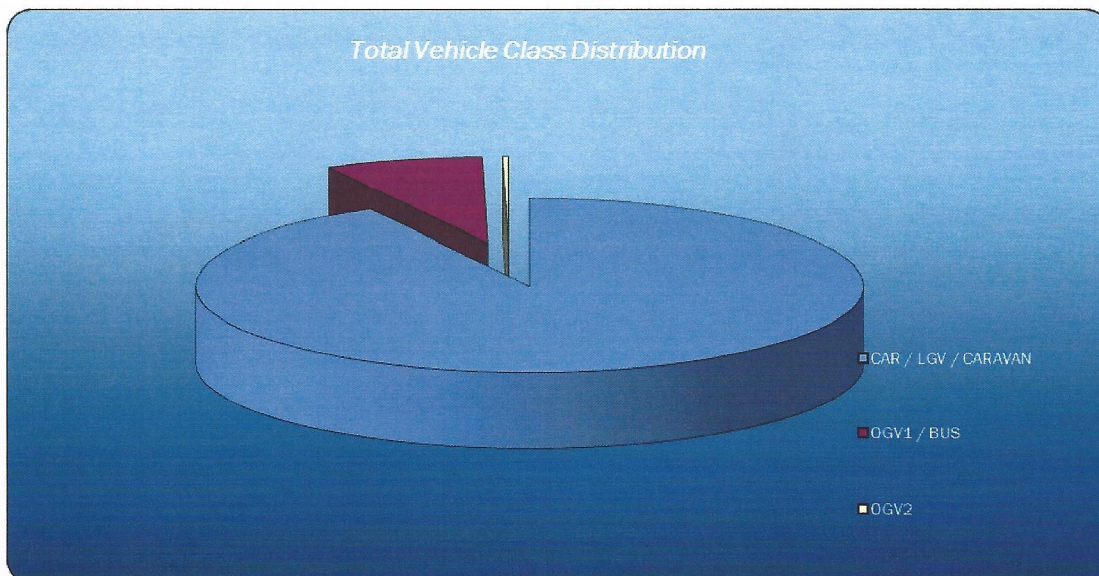
WESTBOUND									
Hr Ending	Monday 19-Sep-16	Tuesday 20-Sep-16	Wednesday 21-Sep-16	Thursday 22-Sep-16	Friday 23-Sep-16	Saturday 24-Sep-16	Sunday 25-Sep-16	WEEKDAY AVERAGE	WEEK AVERAGE
1	36	25	47	40	52	68	96	40	52
2	18	11	13	14	18	40	60	15	25
3	19	5	5	11	13	35	30	11	17
4	18	11	16	11	7	13	26	13	15
5	14	16	10	12	23	24	18	15	17
6	23	27	23	29	23	34	25	25	26
7	73	84	81	67	81	43	41	77	67
8	327	285	305	321	335	119	116	315	258
9	645	609	614	611	624	324	136	621	509
10	455	419	412	422	398	416	262	421	398
11	411	391	358	402	445	454	385	401	407
12	464	438	382	452	429	535	406	433	444
13	472	464	519	477	480	599	563	482	511
14	433	470	467	433	548	581	636	470	510
15	475	508	515	533	587	516	541	524	525
16	635	678	759	712	737	543	542	704	658
17	824	804	836	820	829	566	582	823	752
18	906	1008	935	917	923	612	481	938	826
19	820	786	830	865	661	503	371	792	691
20	473	535	505	572	494	357	301	516	462
21	296	294	331	402	296	252	209	324	297
22	219	222	228	226	208	165	150	221	203
23	131	211	184	200	204	152	105	186	170
24	74	106	99	113	143	125	69	107	104
7-19	6867	6860	6932	6965	6996	5768	5021	6924	6487
6-22	7928	7995	8077	8232	8075	6585	5722	8061	7516
6-24	8133	8312	8360	8545	8422	6862	5896	8354	7790
0-24	8261	8407	8474	8662	8558	7076	6151	8472	7941



**WEEK 2: SAUGHALL MASSIE ROAD, SAUGHALL MASSIE  
VEHICLE CLASSIFICATION**

Direction: Eastbound

VEHICLE CLASSIFICATION				
	CAR / LGV / CARAVAN	OGV1 / BUS	OGV2	TOTAL
<b>19-Sep-16</b>				
7-19	6173	589	24	6786
6-22	7168	652	24	7844
6-24	7313	659	24	7996
0-24	7458	674	24	8156
<b>20-Sep-16</b>				
7-19	6568	604	21	7193
6-22	7551	672	22	8245
6-24	7715	681	22	8418
0-24	7842	695	22	8559
<b>21-Sep-16</b>				
7-19	6532	565	21	7118
6-22	7629	620	23	8272
6-24	7781	630	23	8434
0-24	7916	643	23	8582
<b>22-Sep-16</b>				
7-19	6612	613	13	7238
6-22	7724	675	13	8412
6-24	7902	687	13	8602
0-24	8033	700	13	8746
<b>23-Sep-16</b>				
7-19	6624	644	26	7294
6-22	7562	694	29	8285
6-24	7758	705	29	8492
0-24	7888	721	29	8638
<b>24-Sep-16</b>				
7-19	5656	330	13	5999
6-22	6295	359	15	6669
6-24	6494	371	15	6880
0-24	6671	387	15	7073
<b>25-Sep-16</b>				
7-19	4806	222	7	5035
6-22	5410	258	8	5676
6-24	5515	268	8	5791
0-24	5723	280	8	6011
<b>AVERAGE</b>				
7-19	6139	510	18	6666
6-22	7048	561	19	7629
6-24	7211	572	19	7802
0-24	7362	586	19	7966



Direction: Westbound

VEHICLE CLASSIFICATION				
	CAR / LGV / CARAVAN	OGV1 / BUS	OGV2	TOTAL
<b>19-Sep-16</b>				
7-19	6491	366	10	6867
6-22	7515	402	11	7928
6-24	7712	410	11	8133
0-24	7830	420	11	8261
<b>20-Sep-16</b>				
7-19	6473	382	5	6860
6-22	7581	409	5	7995
6-24	7884	423	5	8312
0-24	7971	431	5	8407
<b>21-Sep-16</b>				
7-19	6522	403	7	6932
6-22	7640	429	8	8077
6-24	7910	442	8	8360
0-24	8013	453	8	8474
<b>22-Sep-16</b>				
7-19	6504	453	8	6965
6-22	7733	490	9	8232
6-24	8034	502	9	8545
0-24	8144	509	9	8662
<b>23-Sep-16</b>				
7-19	6564	426	6	6996
6-22	7607	461	7	8075
6-24	7946	469	7	8422
0-24	8072	479	7	8558
<b>24-Sep-16</b>				
7-19	5567	200	1	5768
6-22	6375	209	1	6585
6-24	6644	217	1	6862
0-24	6849	226	1	7076
<b>25-Sep-16</b>				
7-19	4892	128	1	5021
6-22	5570	151	1	5722
6-24	5735	160	1	5896
0-24	5982	168	1	6151
<b>AVERAGE</b>				
7-19	6145	337	5	6487
6-22	7146	364	6	7516
6-24	7409	375	6	7790
0-24	7552	384	6	7941

